



US-RX CARE MEMBER PORTAL QUICK START GUIDE

To register for the on-line member portal, you will need the cardholder ID on your benefits card. You will also need your **Rx Group Number**. If you cannot locate your Rx Group Number on your ID card, you can obtain it by calling member services at 877-200-5533.

NOTE: Dependents over the age of 18 must register for their own accounts.



Instructions for registering in the US-Rx Care Member Portal

Step 1 ▶ Visit <https://usrxcare.com/member>

Step 2 ▶ Scroll down and click on Active Members Login.

Member Portal

As of January 1, 2022 the member portal has been updated to add new features and functions. For security purposes, you will need to re-register for the new portal and update your login and password as well.

Active Members Login




Step 3 ▶ Click on Register at the top right of the screen:

 [Register](#)  [Login](#)

Step 4 ▶ Complete all fields. Click on  for a definition of fields.

REGISTER

All fields except for the Prescription Number and Coverage Date are required. For more information about a particular field, click the  info button in the far right of the field.

Rx Group ID

Enter the group ID/number that is shown on your Member card.

Password

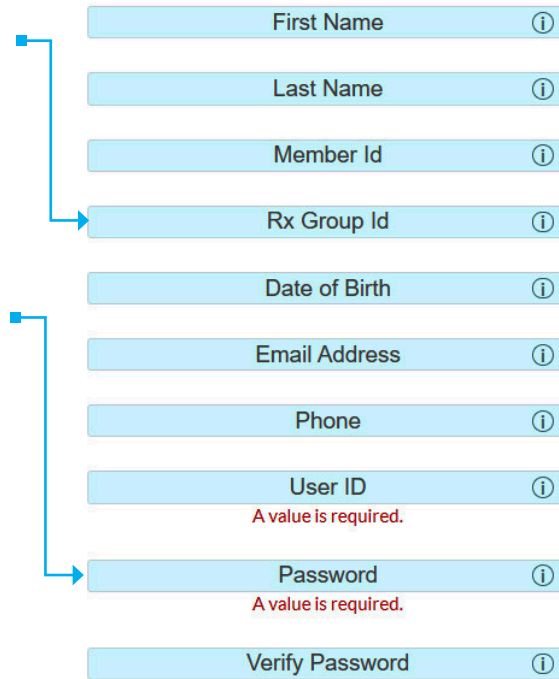
Enter the password you will use to access the account. Your password must be at least eight characters long and can consist of letters, numbers, or special characters like @#\$%^&*. The password MUST contain at least one letter, one digit, and one special character.


Member ID


Enter the subscriber number that is shown on your Member card.


User ID


Enter your own user ID that you will use to access the Member website. You can use any ID that consists of letters and numbers, and must be at least 8 characters long.





First Name 


Last Name 


Member Id 


Rx Group Id 


Date of Birth 

Email Address 

Phone 

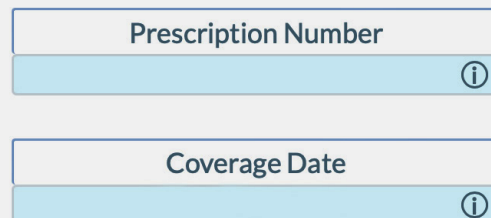
User ID 
A value is required.


Password 
A value is required.


Verify Password 

Step 5 ▶ Optional Fields are not required to register.

Optional Fields

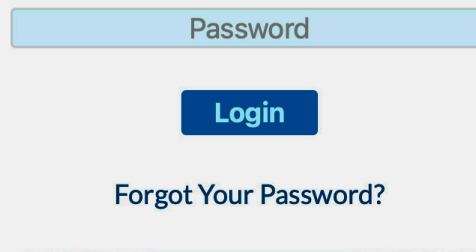


Prescription Number 

Coverage Date 

Step 6 ▶ Click 

Step 7 ▶ If you forgot your password, on the LOGIN screen, press **Forgot Your Password?**



Password

Login

Forgot Your Password?

Step 8 ▶ Enter your information under **FORGOT PASSWORD** and press **Submit**. A password will be sent to your email on file.



FORGOT PASSWORD

This form will allow you to reset the password on your account. Please enter the values in the fields below and click **Submit**. Your password will be reset and sent to the email address that you specified on your account.

First Name ⓘ

Last Name ⓘ

Date of Birth ⓘ

User ID ⓘ

Submit

Step 9 ▶ If you forget your User ID, you can **register again** and use a different user ID. Make sure you write it down so you can remember it. You can use the same email address you used originally.

Step 10 ▶ Once you have registered, you will be at the **Home Page**.

Home Page

The portal will give you access to view your prescription history, price check medications, and find participating pharmacies.

WELCOME

FIND A NETWORK PHARMACY

- Participating in network pharmacies are easy to find by zip code search
- Find pharmacies likely to have the lowest cost for your medications at www.usrxcare.com/member

LEARN ABOUT YOUR DRUGS

- Get information about particular drugs
- Access your prescription history for medications processed through US-Rx Care

LOOK UP DRUG COSTS

- Use the price calculator to look up your cost for covered drugs